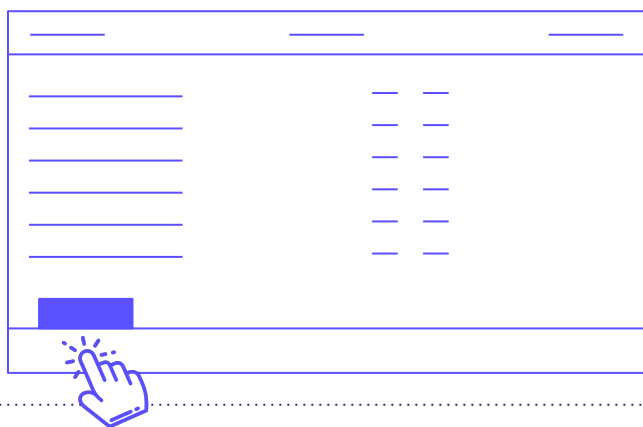


Entering covers & sales in kitchen

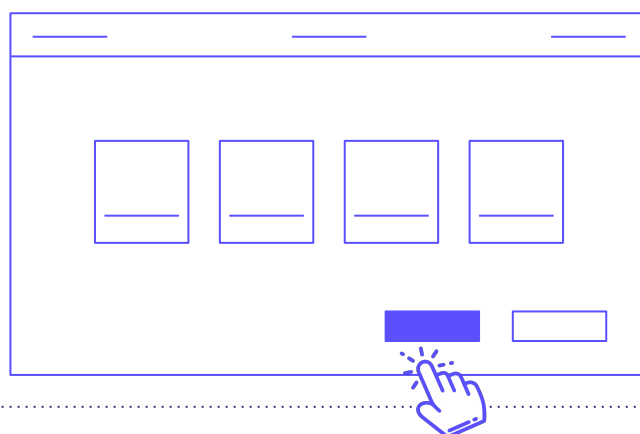
1

Go to **More options**



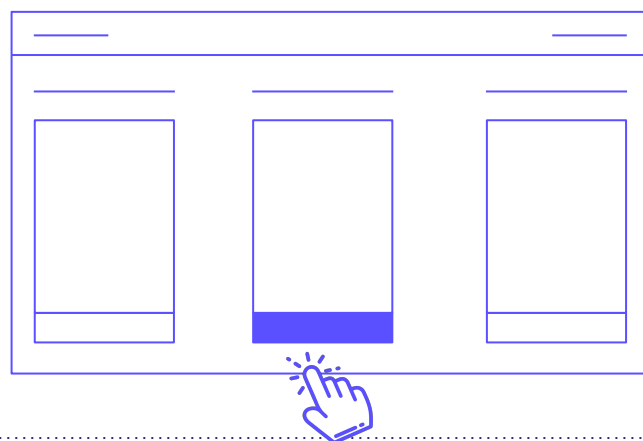
2

Select **Chef Admin**



3

Select **Covers and Sales**



- 4 Click on the **date** for which you are entering data
- 5 Enter the **covers** and **sales data**
- 6 Click **OK**.

NOTE!

Covers & Sales can also be entered from Winnow Hub website.

Please contact your authorised user to enter from Winnow Hub. If you are the authorised user but have no access to Winnow Hub yet, please contact your account manager to set up the login details.